
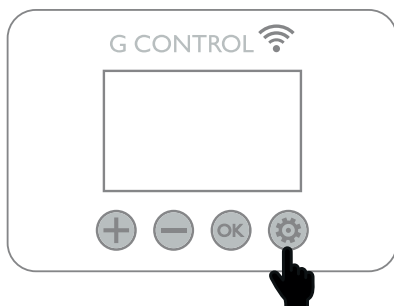


# QUICK USER GUIDE – SETTING THE CHARGE PERIOD TIMES

1. Press any button to get the backlight on.
2. Hold the  button until "Func" is displayed Blinking.



3. Using  or  buttons scroll through the menu until "PARA" is displayed on the screen and press 



4. Press the  button until "UP02" is displayed then press the  button.



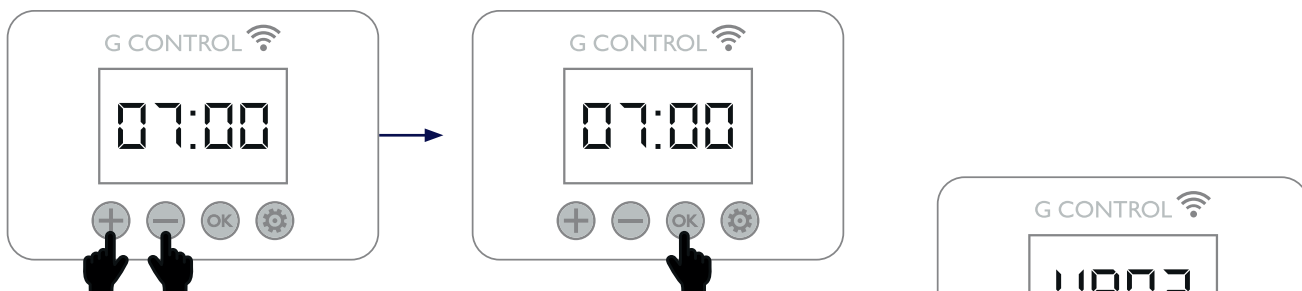
5. Using the " " and " " buttons set the end time of your Off Peak charging period then press the  button



6. Press the  button until "UP03" is displayed then press the  button.



7. Using the " " and " " buttons set the end time of your off Peak charging period then press the  button



8. Repeat the above steps for "UP04" and "UP05" if you have two off peak charge periods.

9. Once all charge times have been set press  button to exit.

